

## V-SHAPED CLAMPS AND THEIR COVERS

V-shaped clamps are intended for connection of conductors to current carrying terminals of types „V“ or „W“.

- Easy installation.
- Without mechanical adjustment of the conductor.

### V - clamp

Type	Product code	Weight [kg]	Packing [pcs]
4836 N-S	07383	0.041	1



### V - clamp

Type	Product code	Weight [kg]	Packing [pcs]
4835 N	09253	0.082	1




### V - clamp

Type	Product code	Weight [kg]	Packing [pcs]
4835 N-240	07385	0.085	1



### V - clamp

Type	Product code	Weight [kg]	Packing [pcs]
5845	20479	0.085	1



### V - clamp

Type	Product code	Weight [kg]	Packing [pcs]
5836-2 x 70	07382	0.078	1



### V - clamp

Type	Product code	Weight [kg]	Weight [pcs]
5837-2 x 240	07386	0.167	1

### Accessories

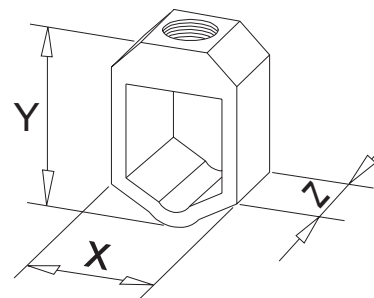
Description	Type	Product code	For clamps	Weight [kg]	Packing [pcs]
Clamp insulation covers	4834SK	00021	4835 N, 4835 N-240, 5845	0.009	1
	4836SK	00022	4836 N-S	0.004	1

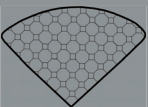
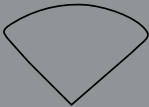



## V-SHAPED CLAMPS AND THEIR COVERS

### Parameters

Type	Use with V-terminals	Torque [Nm]	Dimensions [mm]			Removal of cable insulation [mm] A
			X	Y	Z	
4836 N - S	V	12 ÷ 15	27	37	18	max. 23
4835 N	W	22 ÷ 23	34	49	23	max. 25
4835 N - 240	W	25	34	49	22	max. 25
5845	W	25	34	49	23	max. 25
5836 - 2 x 70	V	12 ÷ 15	27	52	18	max. 23
5837 - 2 x 240	W	25	35	75	22	max. 25



Type	Core type	Conductor cross-section S [mm <sup>2</sup> ]			
		sector-shaped stranded sm	sector-shaped solid se	round stranded rm	round solid re
		Core shape			
4836 N - S		35 ÷ 95 Cu/Al	50 ÷ 95 Cu/Al	10 ÷ 50 Cu/Al	10 ÷ 50 Cu/Al
4835 N		50 ÷ 185 Cu/Al	50 ÷ 240 Cu/Al	35 ÷ 70 Cu/Al	35 ÷ 70 Cu/Al
4835 N - 240		70 ÷ 240 Cu/Al	95 ÷ 300 Cu/Al	50 ÷ 185 Cu/Al	70 ÷ 240 Cu/Al
5845		35 ÷ 240 Cu/Al	35 ÷ 300 Cu/Al	16 ÷ 185 Cu/Al	16 ÷ 150 Cu/Al
5836 - 2 x 70		2 x 35 ÷ 70 Cu/Al	2 x 50 ÷ 95 Cu/Al	2 x 25 ÷ 70 Cu/Al	2 x 35 ÷ 95 Cu/Al
5837 - 2 x 240		2 x 95 ÷ 240 Cu/Al	2 x 120 ÷ 300 Cu/Al	2 x 50 ÷ 185 Cu/Al	2 x 70 ÷ 240 Cu/Al

